

EXTREMEAIR® GXT & EXT HAND DRYER SPECIFICATIONS

COMPACT.HIGH SPEED.ENERGY EFFICIENT



PLUS NEW STANDARD FEATURES

- + Adjustable sound and speed**
New patent-pending technology allows the hand dryer to be adjusted to your preference - providing the perfect balance of speed, energy efficiency and sound. It's ideal for sports stadiums, schools or a quiet library.
- + Universal Voltage**
The new **EXTREMEAIR** can be connected to any voltage from 100 to 240 VAC - and 50/60 Hz.
- + Antimicrobial-infused air delivery system**
Better Hygiene - While all of our hand dryers eliminate paper towel mess, the **EXTREMEAIR** goes one step further with antimicrobial infused air surfaces.

80-90% LESS ENERGY 3X FASTER 98% COST SAVINGS

GXT SERIES - HEAT

FASTEST • **MAXIMUM performance**

best selling • **energy efficient**

135° F Air Temperature
At 72° F room temperature

10 + seconds Adjustable Drying Time	1500 - 800 watts Adjustable Power
---	---

GXT MODEL REFERENCE CHART					ELECTRICAL
ABS White	Steel White	Black Graphite	Steel Chrome	Stainless Steel	Universal Voltage 100-240 V 50/60 Hz
GXT9	GXT9-M	GXT9-BG	GXT9-C	GXT9-SS	
					12.5 A max. @ 120 V 6.5 A max. @ 240 V

ADA Recessed Mounting Kit is available. See accessories chart.

EXT SERIES - NO HEAT

GREENEST • **NO dedicated line required**

Connect up to 3 dryers on one line!

85° F Air Temperature
At 72° F room temperature

12 + seconds Adjustable Drying Time	540 - 300 watts Adjustable Power
---	--

EXT MODEL REFERENCE CHART					ELECTRICAL
ABS White	Steel White	Black Graphite	Steel Chrome	Stainless Steel	Universal Voltage 100-240 V 50/60 Hz
EXT7	EXT7-M	EXT7-BG	EXT7-C	EXT7-SS	
					4.5 A max. @ 120 V 2.3 A max. @ 240 V

ADA Recessed Mounting Kit is available. See accessories chart.

EXTREMEAIR® GXT & EXT HAND DRYER SPECIFICATIONS



New Smart Sensor

Ultra energy efficient microprocessor-controlled sensor turns dryer on when hands are under the outlet for up to 35 seconds. Standby power is only one watt. RoHS compliant lead-free design.



New Longer Lasting Motor

New motor lasts up to 25% longer and is quieter. Produces 5/8 HP. Operates between 14,000 to 28,000 RPM. Automatic resetting thermal protector.



Compact

The new **EXTREMEAIR PLUS** is the most compact hand dryer in the industry. It's 43% smaller than old "industry standard" high speed hand dryers.



Vandal Resistant

Two tamper proof screws secure the heavy duty vandal resistant cover to the steel base. Motor and heater are inaccessible to vandals. Air intake is shielded for additional safety.



Heating Element

The heating element has an automatic thermal protector and operates in the black range for maximum life.



Heavy Duty One-Piece Cover Options

- Flame retardant white ABS
- Steel with white epoxy finish (M)
- Steel with black graphite epoxy finish (BG)
- Steel with satin chrome finish (C)
- Stainless steel with #4 brush finish (SS)



5 Year Premium Warranty

Includes same-day factory repair or shipment of replacement parts.

DRYER PLACEMENT - Dryers should be placed at least 2 feet apart and at least 12" from washbasin. Do not install dryer over washbasin. Automatic dryers should be at least 18" above any projection which may interfere with the operation of the automatic sensor.

ELECTRICAL REQUIREMENTS - **GXT** dryers connect to a dedicated 15 or 20 amp line. **EXT dryers do NOT require a dedicated line.** Do not connect more than three **EXT** hand dryers to one 20 amp line.

MOUNTING - One side of dryer should be mounted to a stud. All surface mount dryers are provided with conduit entrances for both in-wall and surface wiring.

Quantity Estimate:

- Average traffic washroom.....1 dryer per 2 washbasins
- Heavy traffic washroom.....1 dryer per washbasin
- 54" wash fountain.....4 dryers per sink

DIMENSIONS: Surface: 10-1/8" W x 9-3/8" H x 5-5/8" D

MOUNTING HEIGHTS:

Men	44"
Women	42"
Children	32-42"
Handicapped	36"

SHIPPING WEIGHT:

EXTREMEAIR 9 lbs, **EXTREMEAIR-M/BG/C/SS** 11 lbs

P/N	Accessories
ADA-W	White recess kit for all white models
ADA-SS	Stainless steel recess kit for (BG), (C), (SS) models
AP	Universal adapter plate for all surface models. Stainless.
SG	Stainless steel splash guard for all models. 14" H x 16" W.

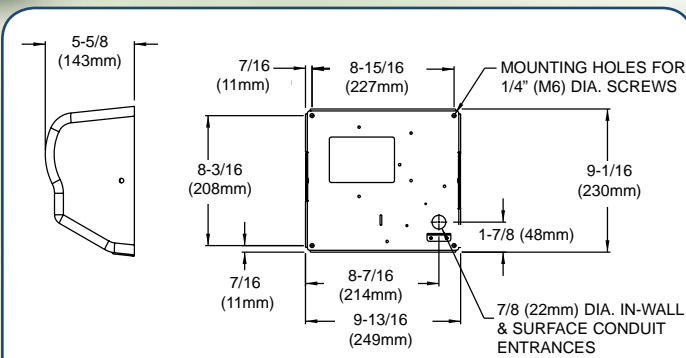


Figure 1 - EXT Series Surface Mount

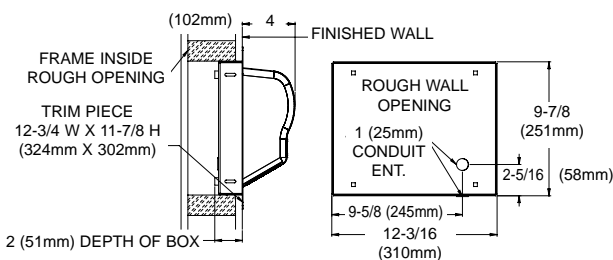



Figure 2 - EXT-MR Series Recessed Mount



- Recess Kit**
Reduces the depth of the dryer to less than 4 inches.
- Adapter Plate (AP)**
Stainless steel plate (14" H x 16" W) used to cover holes from older dryers or towel dispensers.
- Splash Guard (SG)**
Stainless steel plate (14" H x 16" W) mounts under the dryer.



American Dryer, Inc.

33067 Industrial Road | Livonia, MI 48150 | U.S.A.
Toll Free 800.485.7003 U.S. | Ph: 734.421.2400 | Fax 734.421.5580

Web: www.americandryer.com
Email: sales@americandryer.com

© American Dryer, Inc. All Rights Reserved. Rev. Nov. 2011